



MAIDEN ERLEGH  
CHILTERN EDGE



## Student and Parent Bulletin Week 1

Monday, 18 July	SCHOOL CLOSED – ONLINE LEARNING VIA GOOGLE CLASSROOM AND GOOGLE MEETS
Tuesday, 19 July	SCHOOL CLOSED – ONLINE LEARNING VIA GOOGLE CLASSROOM AND GOOGLE MEETS
Wednesday, 20 July	Last Day of Term 12:30 Finish

### *Word of the Week*

#### **Power**

The product of strength and speed.  
e.g. the 100m sprinter showed great power to get out of the starting blocks to lead the race.

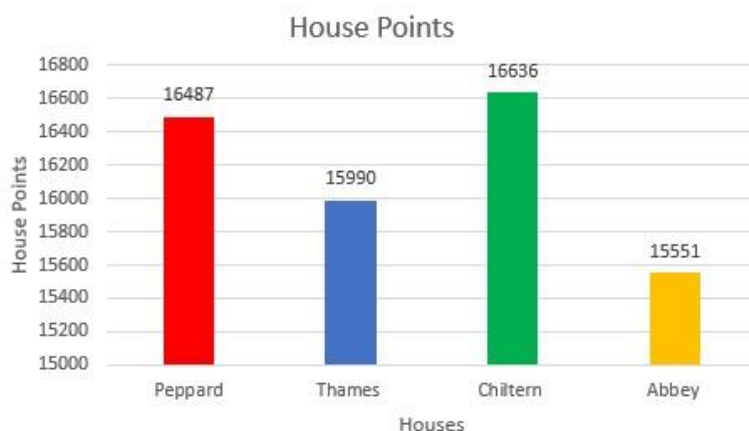


*Calling all aspiring costume and fashion designers, make up artists and hair stylists. Please come and see Ms Hardman before the end of term to volunteer to help design and make costumes/ hair and make up for A Christmas Carol.*





# Overall House Standings




## House Stars of the Week

Pepard	Sophie Grace B – 8C
Thames	Ollie S – 8C
Chiltern	Jayden C – 8B
Abbey	Lola S – 8C

## MECE STARS

- **Skye R** for coming into English lessons and doing all the right things (coming in quietly, getting tools for learning out and exercise book, standing quietly behind her chair and then completing date/title and do now tasks).
- **Adi A** for great contributions during English lessons.





Well done to all our stars this  
week. Keep it up!

## Geography Stars of the Week

**KS3 – Isaac for some fab geography work recently!**

**KS4 – Fin Loveridge for amazing engagement in geography!**



## History Stars of the Week

**KS3 – Eshal U for her fantastic end of term assessment!**

**KS4 – Ash P for his engagement with presentation work.**

# Homework Challenge



MAIDEN ERLEGH  
CHILTERN EDGE

This term we are going to focus on the completion and the quality of homework submitted

All you need to do is:

- Complete and hand in all Homework set
- Complete homework to the best of your ability
- Challenge yourself to complete any additional work for your subjects and hand it in

Staff will be awarding homework house points for the best homework

Students with the most homework house points will be rewarded

Rewards Available:

- Weekly prize of a canteen queue jump
- Amazon voucher – End of Term



## Please note the new prices for Tools for Learning

The MECE Tools for Learning



The MECE Tools for Learning

- Large see through pencil case
- Three black or blue pens
- HB pencil
- Rubber
- Pencil sharpener
- 30cm ruler
- Protractor
- Highlighter pen
- Scientific calculator
- Coloured pencil (or pens)
- Glue stick

### Stationery Supplies - pupils

Item	Student Price
Calculator Casio FX-83GTX	£10.00
Pencil case 125mm x 330mm	£1.40
Eraser	£0.05
Glue stick	£0.35
Pencil Sharpener Metal	£0.05
Pencil	£0.05
Pen Black	£0.10
Highlighter Yellow	£0.15
Highlighter Green	£0.15
Protractor 180 degrees	£0.15
Ruler 30cm clear	£0.15
Coloured pencils (pk 12)	£1.00
Set <u>inc</u> calculator (1 highlighter)	£13.30
set not <u>inc</u> calculator (1 highlighter)	£3.30

### Full Set contents (basic set not to include calculator)

Calculator Casio FX-83GTX	1 if purchased
Pencil case 125mm x 330mm	1
Eraser	1
Glue stick	1
Pencil Sharpener Metal	1
Pencil	1
Pens Black	3
Highlighter Yellow or Green	1
Protractor 180 degrees	1
Ruler 30cm clear	1
Coloured pencils (pk 12)	1 pack







# The Water Safety Code

Have Fun, Stay Safe

---

## 1. Spot the dangers

Whenever you're near water always take extra care:

- Never fool around or run besides water - you might trip and fall in
- Take care on the riverbank - it may be slippery and can crumble
- Keep away from the edge of canals - the water is often very deep
- Beware of locks and weirs - the water flows very quickly

## 2. Take safety advice

To be safe, choose a swimming pool or beach where there are lifeguards:

- Always follow the advice of a lifeguard - find out where and when it is safe to swim
- Look for signs or flags which tell you if it is safe to swim
- Never swim where a sign or flag tells you not to

## 3. Do not go alone

If you're alone there will be no-one to help you if you get into trouble in the water

- Never go swimming, fishing or boating on your own
- Go with a friend who can help you if you're in trouble in difficult water - even if they cannot help you out, they **can** get help
- Always make sure a grown-up known where you are going and when you will be back

## 4. Learn how to help

If you see someone in trouble in the water, here's how you can help:

- Keep calm - always think before you act
- Try to get help - shout "**help, help**" as loud as you can
- Reach out with a stick, a pole, a towel or clothing to pull the person to the water's edge - always lie down when you are trying to pull someone in so that you don't get pulled in
- If you can't reach the person and no-one comes when you shout for help, telephone 999 or 112 and ask for help

**NEVER JUMP INTO THE WATER YOURSELF!**

## Letters Home to Parents

## Whole School

## MET Office Red Weather Warning

## Heat Plan



## Letters to Parents

